

Easy **LUXURY**

Rigid Core

MARYLAND



MARYLAND

A creation inspired by our own ceramic tile concretes, rising from the vibrations of the Mid-Atlantic urban tradition, Maryland exemplifies contemporary design. A concrete look with an array of color, touching on the natural coastal sands and warm greys of the urban landscape.

These intentionally understated shades propel the philosophy of minimalism to the forefront of Maryland's design. This marked collection demonstrates a modern sophistication in any space.

DUNE



18" x 36"



12" x 24"

TAUPE



18" x 36"



12" x 24"

GREY



18" x 36"



12" x 24"

GRAPHITE



18" x 36"



12" x 24"

DUNE



GREY



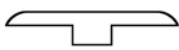
GRAPHITE



COORDINATING TRIMS AVAILABLE IN ALL COLORS



QUARTER ROUND




T-MOLDING



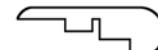
REDUCER



END CAP



FLUSH STAIR NOSE



OVERLAP STAIR NOSE



TAUPE



PRODUCT SPECIFICATIONS*

Construction Type	SPC Rigid Core
Sizes*	12" x 24" & 18" x 36"
Wear Layer	20 mil
Edge	Painted Bevel
Attached Padding	IXPE High Density Acoustic
Protective Coating	UV, Stain, & Scratch Resistant
Installation	Click
Ortho-Phthalate Free	Yes
Warranty**	Commercial 10 year Limited , Residential Lifetime
Pieces Per Carton	12" x 24" - 10 18" x 36" - 6
SQFT Per Carton	12" x 24" - 20 18" x 36" - 27

* All dimensions nominal

**Refer to www.Happy-Floors.com for more information and warranty documentation

